

Welcome to Year 6

'Secondary Ready' Parent Information Meeting



'Secondary Ready' meetings

Purpose: To provide information about Y6, explain how this is important to your child's move into Y7 and how you can help ensure they are successful 😊

At least 3 meetings this year:

- Meeting 1 – Today
- Meeting 2 – date TBC
- Meeting 3 – date TBC

Today's Agenda

1. Welcome to all things Year 6
2. What does it mean to be 'secondary ready'?
3. Pupil Passports
4. Moving to secondary school



Welcome to Year 6

Staffing and curriculum



Welcome to Year 6 Team



Mrs Waters
Year 5/6 Lead &
Astute Class Teacher



Catherine Williams
Principal



Miss Ahmed
Artful Class Teacher



Miss Wood
Cover teacher and Teaching
Assistant



Mrs Smith
Cover Teachers




United Learning
The best in everyone™

■ Ambition ■ Confidence ■ Creativity ■ Respect ■ Enthusiasm ■ Determination


Curriculum Overview

- Recapping previous learning from all of KS2.
- **Science:** light and electricity; evolution and inheritance; living things and their habitats; animals including humans; chemical reactions.
- **History:** Anglo-Saxons; Vikings; British Empire; World War 2.
- **Geography:** improving the environment; comparison of environments; geographical fieldwork.
- **R.E.:** Theology (Christianity); Social Sciences (Hindu Dharma/festivals and pilgrimage); Philosophy.
- **D&T:** textiles; sustainable systems; cooking and nutrition.
- **Art & design:** recycled materials; displacement; global connections.
- **Music:** Keyboards after Christmas (children will need headphones from home for this).

Key texts studied in Year 6




How to train your Dragon
Tony Bradman
Year 6 – Autumn 1




SeaBean
Sarah Holding
Year 6 – Autumn 2




The Arrival
Shaun Tan
Year 6 – Spring 1



Moth
Isabel Thomas
Year 6 – Spring 2



Macbeth
William Shakespeare
Year 6 – Summer 1



The Book of Hope
Katherine Rundell
Year 6 – Summer 2



Recommended Reads

Recommended Reads



Additional Challenge Recommended Reads

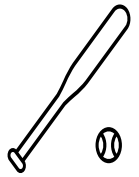


United Learning
The best in everyone™

■ Ambition ■ Confidence ■ Creativity ■ Respect ■ Enthusiasm ■ Determination

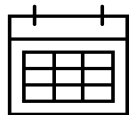

P.E.

- PE not only helps keep children strong, but it can also increase their concentration and focus, improve their classroom behaviour and attitude to learning. It can boost their overall academic performance.
- We have two 45-minute sessions of P.E a week. On these days pupils can come to school wearing their P.E Kit with suitable trainers.
- P.E is a vital part of the curriculum and encourages a healthy lifestyle, so we encourage all pupils to take part unless medically exempt.



PPA

- Year 6 teachers have PPA on a Monday afternoon. This is where the main class teachers are out of class to plan, prepare and assess for the pupils in the year group.
- In Astute, Mrs Waters will be covered by Miss Wood.
- In Artful, Miss Ahmed will be covered by Mrs Smith



Weekly Timetable


	8.40 - 8.55	8.55- 9.00	9.00 - 9.40	9.40- 10.30	10.30 - 10.45	10.45-11.00	11.00-12.00	12.00- 12.45	12.45 - 1.00	1.00-1.45	1.45-2.30	2.30-2.45	2.45-3.00	3.00 - 3.15
Monday	Morning Task	Brain Smart Start	WCR	Whole class writing	Break	Mental Maths	Core Maths	Outside play and lunch	R4P	Computing	PE Coach Ash	Spelling	Assembly Online	Class read
Tuesday	Morning Task	Brain Smart Start	WCR	Whole class writing		Mental Maths	Core Maths		R4P	PSHE	1.00-1.20- Spanish 1.20-1.45- Timestables	Arithmetic		Class read
Wednesday	Morning Task	Brain Smart Start	WCR	Whole class writing		Mental Maths	Core Maths		R4P	Science	Writing conferencing	Spelling	Music 2.45-3.10pm	Class read
Thursday	Morning Task	Brain Smart Start	WCR	Whole class writing		Mental Maths	Core Maths		R4P	History/Geography	Art/DT	History/Geography cont.	Spelling	Class read
Friday	Morning Task	Brain Smart Start	WCR	Whole class writing		Mental Maths	Core Maths		R4P	RE	PE Coach Ash	Spelling	Assembly Online	Class read





What else does the year hold?



- Prefect roles and responsibility
- Anglo-Saxon school trip- 9th and 10th October
- RLNI- Water safety workshop



- Fire service visit- 28th November
- Gilbert White Trip- 16th March
- SATs- May 2026



- Secondary transitions- June 2026
- Leaver's celebrations- July 2026



What does it mean to be 'Secondary Ready'?

SATs, Attendance and Behaviour



Being Secondary Ready

SATs

Achieving the expected standard in all 3 of Reading, Writing and Maths means that your child will be able to access the KS3 curriculum and be on a trajectory for further success.

Attendance and Behaviour

Establishing the right habits, for example being at school, on time, every day, and following the school's behaviour expectations will ensure that your child develops the independence and self-discipline needed for Y7.

Our Behaviour Expectations



SIT LIKE A
S**T*A*R*



S**i*t up tall.

T**r*ack the speaker.

A**s*k and answer questions.

R**e*spect those around you.



United Learning
The best in everyone™

■ Ambition ■ Confidence ■ Creativity ■ Respect ■ Enthusiasm ■ Determination

Attendance

- Every child is entitled to a good quality education in this country, they are entitled to be in school every day.
- It is your right as their adults to have the support you need from us to enable this to happen.
- We have a legal obligation to follow up on attendance, to ensure that you are getting the support you are entitled to and that your children are getting the education they are entitled to.



Year 6 SATs

- Children will be sitting their SATs in May (**Monday 11th – Thursday 14th 2026**).
- Statutory requirement from the government.
- Preparation happens in all lessons for the whole year
- We provide lots of extra support e.g keeping children and parents informed of how well they are doing, small group and individual support, tailored homework.



Year 6 SATs

Each child will be required to sit six papers:

- Grammar, spelling and punctuation paper
- Spelling test
- Reading comprehension
- Arithmetic paper
- Two maths reasoning (word problem) papers

Writing remains teacher assessed.

Tick one box in each row to show whether the commas are used correctly in the sentence.

Sentence	Commas used correctly	Commas used incorrectly
The blackbird, which nests in sheltered places, lays several eggs at a time.		
Her hobbies include walking, gardening, sewing and reading.		
My bag filled with chocolates and sweets fell onto the floor.		
My case is heavy because I have shoes, clothes, books, and a gift, for my friend in it.		

Spelling

Write the word in the correct box.

Write the word in the correct box.

Write the word in the correct box.

Write the word in the correct box.

This table shows the heights of three mountains.

Mountain	Height in metres
Mount Everest	8,848
Mount Kilimanjaro	5,895
Ben Nevis	1,344

How much higher is Mount Everest than the combined height of the other two mountains?

Show your method.

Answer: _____ m

Year 6 SATs

- Past papers once a half term – focus on format and different test techniques.
- Mock SATs week so that children know exactly how it will run.
- Results are issued in July with end of year report.
- Information will be passed onto secondary schools, however, children tend to be retested by their new schools.

Year 6 Pupil Passports



Beacon View Primary Academy
The best in everyone™
Part of United Learning

Year 6 Passport

Name _____

Class _____

Respect	Responsibility
Resilience	Ambition
Creativity	Determination
Enthusiasm	Confidence

Parent Guide to Pupil Passports

What is a Pupil Passport?

A **Pupil Passport** is a personalised booklet your child will use throughout Year 6 to track their progress in key assessments. It helps them take ownership of their learning, set goals, and reflect on their achievements. It also provides a structured way for teachers and school leaders to support your child through regular 1:1 meetings.



United Learning
The best in everyone™

Year 6 Pupil Passports

Why Are Pupil Passports Important?

Empowers your child to understand their strengths and areas for improvement.

Encourages goal-setting and personal responsibility.

Builds confidence through regular, supportive conversations with staff.

Keeps you informed about your child's progress and how you can help at home.

What's Inside the Passport?

The passport is a folded A4 booklet with the following sections:

Front Cover

Pupil's name and class

Assessment Pages

There are four key data points recorded:

Year 5 End-of-Year Assessment

November Mock SATs

March Mock SATs

Final KS2 SATs Results

Each page includes:

Raw Score and Scaled Score for Reading, Maths, Writing and SPaG

Personal targets set by your child

Signatures from pupil and staff

Year 6 Pupil Passports

How Does It Work?

At each assessment point:

Your child will have a **1:1 meeting** with their class teacher, phase leader, or headteacher.

They will review their scores and discuss what went well and what could be improved.

They will set **four realistic targets** to work on before the next assessment.

These meetings help your child feel **valued, supported, and motivated**.

How Are Parents Involved?

You will be invited to a **Secondary Ready Meeting**.

All assessment results will be explained clearly.

Your child's passport will be shared with you.

You'll receive guidance on how to support your child's targets at home.


This partnership between school and home is key to helping your child succeed.

Top Tips for Supporting Your Child at Home

Here are some practical ways you can help your child achieve their targets:

- **Practice Times Tables Regularly**
Quick recall of multiplication facts supports maths fluency and confidence.
- **Support Weekly Spellings**
Encourage your child to use new words in sentences and spot them in books.
- **Complete Homework Together**
Create a calm space and routine for homework. Praise effort, not just results.
- **Use Online Learning Platforms**
Make use of school-recommended apps like Times Tables Rockstars, Spelling Shed, or SATs Companion.
- **Read Daily**
Reading improves vocabulary, comprehension, and writing skills. Ask questions about what they've read.
- **Attend Parent Evenings and Meetings**
Stay informed about your child's progress and ask how you can help at home.
- **Celebrate Progress**
Recognise small wins and improvements to keep your child motivated.
- **Talk About Targets**
Ask your child what they're working on and how they feel about their learning.

Questions?



- If you have any questions about the Pupil Passport or **your child's progress, please** speak to their class teacher or phase leader. We're committed to working together to help every child achieve their best.

Home Learning Expectations

- Home learning each week
 - 15 minutes of Bedrock
 - 15 minutes of TTRS
 - Conquer Maths, which is set by the teacher
 - 10 minutes of reading at least 3x per week.
- Homework embeds our learning in school and is crucial to keep key skills sharp.
- In Year 6, we reward children every week if they complete all their homework. These rewards range from dodgeball, outside play, movie, colouring club, free time and children's suggestions.



How you can help...

- Read **every day** with your child.
- Assist with homework if necessary (refer to our policies online).
- Go over CGP answers and provide feedback to teacher if necessary.
- Help them to establish a routine and develop ownership of this as the year goes on (e.g. homework first then TV/gaming).
- Encourage independence.
- Routine – time management, relaxation etc.



Smart Uniform Expectations

- Every day
 - Logo navy blue jumper/cardigan
- White t-shirt
 - polo shirt (plain round neck for PE)
- Dark Grey bottom halves
 - trousers/skirt/pinafore (tracksuit or leggings for PE)
- Completely black shoes - trainers or shoes (trainers for PE)
- Secondary uniforms are much more than this and wearing ours with pride is a good learning experience.




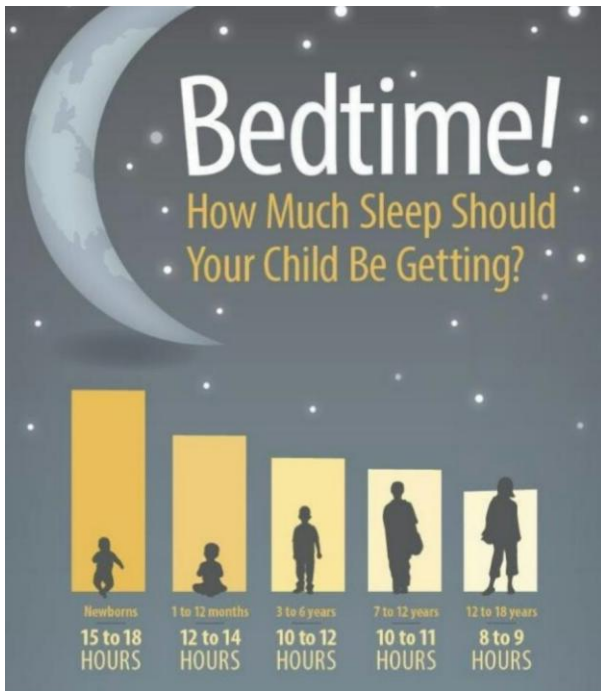
Sleep

Increases attention span

Promotes growth

Promotes learning

Reduces injury risk



United Learning
The best in everyone™

■ Ambition ■ Confidence ■ Creativity ■ Respect ■ Enthusiasm ■ Determination

Moving to Secondary School

Transfer Application and Making Links



Secondary School Admissions – How to Apply

- Finding a secondary school is very similar to picking a primary school.
- Admissions Portal – closing date 31st October 2025
- Visits and Open Evenings



United Learning
The best in everyone™

■ Ambition ■ Confidence ■ Creativity ■ Respect ■ Enthusiasm ■ Determination

Our Links to Local Secondary Schools

- **Castle View** – United Learning school links. School visits, plays, careers events, return of secondary pupils to inform Yr6, teachers visit throughout the year.
- **Portchester**
- **Springfield**
- **Trafalgar School**



United Learning
The best in everyone™

■ Ambition ■ Confidence ■ Creativity ■ Respect ■ Enthusiasm ■ Determination

Any questions?

